



### District Report Card: 2017


<b>State:</b> Gujarat	<b>District:</b> Panch Mahals
<b>Class:</b> 5	<b>Subject:</b> Language
<b>Schools:</b> 61	<b>Students:</b> 1231


### Participation/Coverage


#### Students

<div>GENDER</div> <div></div>	Boys				Girls			
	Number		%		Number		%	
	612		49.72		619		50.28	

<div>AREA</div> <div></div>	Rural				Urban			
	Number		%		Number		%	
	1169		94.96		62		5.04	

<div>CATEGORY</div> <div></div>	SC		ST		OBC		GEN	
	Number	%	Number	%	Number	%	Number	%
	48	3.90	362	29.41	777	63.12	44	3.57

<div>CWSN</div> <div></div>	LD	VI	HI	S&LD	ID	Oth
	0	1	1	1	3	4

<div>Management</div> <div></div>	Government			Government-aided		
	Number		%	Number		%
	1201		97.56	30		2.44

### Average Performance of Students in Language (%)

Overall	Gender		Area		Management		Social Group			
	Male	Female	Rural	Urban	Govt.	Aided	SC	ST	OBC	GEN
66.41	65.10	67.70	66.18	70.75	66.33	69.33	63.61	63.28	67.64	73.48

## Performance on Learning Outcomes (LOs)

Learning Outcomes	Description	Average Performance(%)
L504	Reads and comprehends independently storybooks, news items/ headlines, advertisements etc.	61.56
L508	Reads text with comprehension, locates details and sequence of events	68.83

Range of Performance of Students who Answered Correctly							
Below 30%		30% - 50%		50% - 75%		Above 75%	
Number	%	Number	%	Number	%	Number	%
82	6.66	170	13.81	538	43.70	441	35.82

## Lowest Performing Learning Outcomes (LOs)

- 1 - Reads and comprehends independently storybooks, news items/ headlines, advertisements etc. (61.56)
- 2 - Reads text with comprehension, locates details and sequence of events (68.83)